



# MANAPPURAM FINANCE LIMITED

®



Make Life Easy

Ref: Sec/SE/011 /2015-16

06<sup>th</sup> April, 2015

The Manager  
Dept of Corporate Relations  
Bombay Stock Exchange Limited  
PJ Towers, Dalal Street  
Fort, 25<sup>th</sup> Floor  
Mumbai- 400001

Dear Sir,

**Sub: Share Holding Pattern for the quarter ended 31<sup>st</sup> March, 2015**

**Ref: Company Scrip Code: 531213**


We enclose herewith the Share Holding Pattern of the company for the quarter ended 31<sup>st</sup> March, 2015.

We request you to please take the same on your record.

Thanking You.

Yours Faithfully,  
For Manappuram Finance Limited

Santosh Kumar Barik  
Asst. Company Secretary



CC to: National Stock Exchange of India Ltd  
5<sup>th</sup> Floor, Exchange Plaza  
Bandra East, Mumbai-400051

Cochin Stock Exchange Limited  
MES Dr.P.K Abdul Gafoor Memorial Cultural Complex  
15/1536, 4<sup>th</sup> Floor, Judges Avenue, Kaloor, Cochin


Madras Stock Exchange Limited  
PB No: 183, New No.30 (Old: 11)  
Second Line Beach, Chennai-600001

India's First Listed and Highest Credit Rated Gold Loan Company

**Introductory sub-table (I)(a)**  
**(I)(a) Statement showing Shareholding pattern under clause 35 of Listing Agreement.**

<b>Name of the Company: MANAPPURAM FINANCE LIMITED</b>			
<b>Scrip Code, Name of the scrip, class of security: 531213, MANAPPFIN, Equity</b>			
<b>Quarter ended: 31-MAR-2015</b>			
<b>Partly paid-up shares:-</b>	<b>No. of partly paid-up shares</b>	<b>As a % of total no. of partly paid-up shares</b>	<b>As a % of total no. of shares of the company</b>
Held by promoter/promoter group		0	0
Held by public		0	0
<b>Total - D</b>	<b>0</b>	<b>0</b>	<b>0</b>
<b>AS A % OF TOTAL NO. OF SHARES OF THE COMPANY, ASSUMING FULL CONVERSION OF THE CONVERTIBLE SECURITIES</b>			
<b>Outstanding convertible securities:-</b>	<b>No. of outstanding securities</b>	<b>As a % of total no. of outstanding convertible securities</b>	<b>AS A % OF TOTAL NO. OF SHARES OF THE COMPANY, ASSUMING FULL CONVERSION OF THE CONVERTIBLE SECURITIES</b>
Held by promoter/promoter group		0	0
Held by public		0	0
<b>Total - E</b>	<b>0</b>	<b>0</b>	<b>0</b>
<b>AS A % OF TOTAL NO. OF SHARES OF THE COMPANY, ASSUMING FULL CONVERSION OF WARRANTS</b>			
<b>Warrants:-</b>	<b>No. of warrants</b>	<b>As a % of total no. of warrants</b>	<b>AS A % OF TOTAL NO. OF SHARES OF THE COMPANY, ASSUMING FULL CONVERSION OF WARRANTS</b>
Held by promoter/promoter group		0	0
Held by public		0	0
<b>Total - F</b>	<b>0</b>	<b>0</b>	<b>0</b>
<b>Total paid-up capital of the company, assuming full conversion of warrants and convertible securities (Grand Total (A+B+C)+ D+E+F)</b>			

841207136




Statement Showing Shareholding Pattern

Category Shareholder	Number of Shareholders	Total number of shares	Table (I)(g)		Total shareholding as a percentage of total number of shares	Shares Pledged of otherwise enumerated	As a percentage of pledged shares to shares held (IX) = (VII)/(IV)*100	
			Total number of shares held in dematerialized form	As a percentage of (A+B) <sup>1</sup>				As a percentage of (A+B+C)
(I) Shareholding of Promoter and Promoter Group <sup>2</sup>	(III)	(IV)	(V)	(VI)	(VII)	(VIII)	(IX)	
(A) Indian								
(a) Individuals/ Hindu Undivided Family	2	270537856	270537856	32.16	32.16	3060000	1.13	
(b) Central Government/ State Government(s)				0.00	0.00		0.00	
(c) Bodies Corporate				0.00	0.00		0.00	
(d) Financial Institutions/ Banks				0.00	0.00		0.00	
(e) Any Others(Specific)				0.00	0.00		0.00	
(e-i)				0.00	0.00		0.00	
(e-ii)				0.00	0.00		0.00	
Sub-Total(A)(1)	2	270537856	270537856	32.16	32.16	3060000	1.13	
2 Foreign								
(a) Individuals (Non-Residents Individuals/ Foreign Individuals)				0.00	0.00		0.00	
(b) Bodies Corporate				0.00	0.00		0.00	
(c) Institutions				0.00	0.00		0.00	
(d) Qualified Foreign Investor				0.00	0.00		0.00	
(e) Any Others(Specific)				0.00	0.00		0.00	
(e-i)				0.00	0.00		0.00	
(e-ii)				0.00	0.00		0.00	
Sub-Total(A)(2)	0	0	0	0.00	0.00	0	0.00	
Total Shareholding of Promoter and Promoter Group (A) = (A)(I)+(A)(2)	2	270537856	270537856	32.16	32.16	3060000	1.13	
(B) Public shareholding								
(I) Institutions								
(a) Mutual Funds/ UTI	20	31888782	31888782	3.79	3.79			
(b) Financial Institutions/ Banks	1	21790	21790	0.00	0.00			
(c) Central Government/ State Government(s)	0	0	0	0.00	0.00			
(d) Venture Capital Funds	0	0	0	0.00	0.00			
(e) Insurance Companies	0	0	0	0.00	0.00			
(f) Foreign Institutional Investors	71	269212922	269212922	32.00	32.00			
(g) Foreign Venture Capital Investors				0.00	0.00			
(h) Qualified Foreign Investor				0.00	0.00			
(i) Any Other (specify)	20	78582285	78582285	9.34	9.34			
(i-i) FOREIGN PORTFOLIO INV ( CORP.CAT )				0.00	0.00			
(i-ii)								
Sub-Total (B)(1)	112	379705779	379705779	45.14	45.14			




<b>B 2</b>	<b>Non-institutions</b>								
(a)	Bodies Corporate	509	11189763	11185663	1.33	1.33			
(b)	Individuals				0.00	0.00			
I	Individuals -i. Individual shareholders holding nominal share capital up to Rs 1 lakh	54534	62271125	54965680	7.40	7.40			
II	ii. Individual shareholders holding nominal share capital in excess of Rs. 1 lakh.	217	51272693	49190693	6.10	6.10			
(c)	Qualified Foreign Investor				0.00	0.00			
(d)	Any Other (specify)				0.00	0.00			
(d-i)	TRUSTS	4	6500	6500	0.00	0.00			
(d-ii)	DIRECTORS & THEIR RELATIVES	18	11683418	11683418	1.39	1.39			
(d-iii)	NON RESIDENT INDIANS	1203	6200513	5880513	0.74	0.74			
(d-iv)	CLEARING MEMBERS	211	1704986	1704986	0.20	0.20			
(d-v)	HINDU UNDIVIDED FAMILIES	675	1587057	1587057	0.19	0.19			
(d-vi)	FOREIGN CORPORATE BODIES	1	44547446	44547446	5.30	5.30			
(d-vii)	NRI DIRECTORS	1	500000	500000	0.06	0.06			
	<b>Sub-Total (B)(2)</b>	<b>57373</b>	<b>190963501</b>	<b>181251956</b>	<b>22.70</b>	<b>22.70</b>			
<b>(B)</b>	<b>Total Public Shareholding (B)= (B)(1)+(B)(2)</b>	<b>57485</b>	<b>570669280</b>	<b>560957735</b>	<b>67.84</b>	<b>67.84</b>			
	<b>TOTAL (A)+(B)</b>	<b>57487</b>	<b>841207136</b>	<b>831495591</b>	<b>100</b>	<b>100</b>	<b>3060000</b>		<b>0.36</b>
<b>(C)</b>	<b>Shares held by Custodians and against which Depository Receipts have been issued</b>								
1	Promoter and Promoter Group								
2	Public								
	<b>Sub-Total (C)</b>	<b>0</b>	<b>0</b>	<b>0</b>	<b>0</b>	<b>0</b>	<b>0</b>		<b>0.00</b>
	<b>GRAND TOTAL (A)+(B)+(C)</b>	<b>57487</b>	<b>841207136</b>	<b>831495591</b>	<b>100</b>	<b>100</b>	<b>3060000</b>		<b>0.36</b>



(D)(b) Statement showing holding of securities (including shares, warrants, convertible securities) of persons belonging to the category "Promoter and Promoter Group"


Sr. No.	Name of the shareholder	Details of Shares held		Encumbered shares (*)			Details of warrants		Details of convertible securities		Total shares (including underlying shares assuming full conversion of warrants and convertible securities) as a % of diluted share capital
		Number of shares held	As a % of grand total (A)+(B)+(C)	Number of shares	As a percentage of pledged shares to shares held	As a % of grand total (A)+(B)+(C) of sub-clause (I)(a)	Number of warrants held	As a % total number of warrants of the same class	Number of convertible securities held	As a % total number of convertible securities of the same class	
(I)	(II)	(III)	(IV)	(V)	(VI)=(V)/(II)*100	(VII)					
1	NANDAKUMAR V P	222537778	26.45	3060000	1.38	0.36	0	0.00	0	0.00	26.46
2	SUSHAMA NANDAKUMAR	48000078	5.71	0	0.00	0.00	0	0.00	0	0.00	5.71
3			0.00		0.00	0.00		0.00		0.00	0.00
4			0.00		0.00	0.00		0.00		0.00	0.00
5			0.00		0.00	0.00		0.00		0.00	0.00
6			0.00		0.00	0.00		0.00		0.00	0.00
7			0.00		0.00	0.00		0.00		0.00	0.00
8			0.00		0.00	0.00		0.00		0.00	0.00
9			0.00		0.00	0.00		0.00		0.00	0.00
10			0.00		0.00	0.00		0.00		0.00	0.00
11			0.00		0.00	0.00		0.00		0.00	0.00
12			0.00		0.00	0.00		0.00		0.00	0.00
13			0.00		0.00	0.00		0.00		0.00	0.00
14			0.00		0.00	0.00		0.00		0.00	0.00
15			0.00		0.00	0.00		0.00		0.00	0.00
<b>TOTAL</b>		<b>270537856</b>	<b>32.16</b>	<b>3060000</b>	<b>1.13</b>	<b>0.36</b>	<b>0</b>	<b>0.00</b>	<b>0</b>	<b>0.00</b>	<b>32.16</b>



(\*) The term "encumbrance" has the same meaning as assigned to it in regulation 28(3) of the SAST Regulations, 2011

(1)(c)(i) Statement showing holding of securities (including shares, warrants, convertible securities) of persons belonging to the category "Public" and holding more than 1% of the total number of shares

Sr. No.	Name of the shareholder	Number of shares	Shares as a percentage of total number of shares (i.e., Grand Total (A)+(B)+(C) indicated in Statement at para (1)(a) above)	Details of warrants		Details of convertible securities		Total shares (including underlying shares assuming full conversion of warrants and convertible securities) as a % of diluted share capital
				Number of warrants held	As a % total number of warrants of the same class	Number of convertible securities held	% w.r.t total convertible securities of the same class	
1	DSP BLACKROCK MICRO CAP FUND	8723343	1.037		0.00		0.00	1.037
2	MERRILL LYNCH CAPITAL MARKETS ESPANA	14271019	1.696		0.00		0.00	1.696
3	BARING INDIA PRIVATE EQUITY FUND III	79360973	9.434		0.00		0.00	9.434
4	MORGAN STANLEY ASIA (SINGAPORE) PTE.	12600599	1.486		0.00		0.00	1.486
5	SMALLCAP WORLD FUND, INC	54930986	6.530		0.00		0.00	6.530
6	BARING INDIA PRIVATE EQUITY FUND II	26453439	3.145		0.00		0.00	3.145
7	MOUSSEGANESH LIMITED	9064359	1.078		0.00		0.00	1.078
8	BRIC II MAURITIUS TRADING	12931619	1.537		0.00		0.00	1.537
9	WELLINGTON MANAGEMENT PORTFOLIOS	8447969	1.004		0.00		0.00	1.004
10	THE WELLINGTON TRUST COMPANY NATIONAL ASSOCIATION	20918042	2.487		0.00		0.00	2.487
11	BEAVER INVESTMENT HOLDINGS	21145801	2.514		0.00		0.00	2.514
12	ASHISH DHAWAN	14759947	1.755		0.00		0.00	1.755
13	HUDSON EQUITY HOLDINGS LIMITED	44547446	5.296		0.00		0.00	5.296
	<b>TOTAL</b>	<b>328055542</b>	<b>39.00</b>		<b>0.00</b>		<b>0.00</b>	<b>39.00</b>




(1)(c)(ii) Statement showing holding of securities (including shares, warrants, convertible securities) of persons (together with PAC) belonging to the category "Public" and holding more than 5% of the total number of shares of the company

Sr. No.	Name(s) of the shareholder(s) and the Persons Acting in Concert (PAC) with them	Number of shares	Shares as a percentage of total number of shares (i.e., Grand Total (A)+(B)+(C) indicated in Statement at para 4(a))	Details of warrants		Details of convertible securities		Total shares (including underlying shares assuming full conversion of warrants and convertible securities) as a % of diluted share capital
				Number of warrants held	As a % total number of warrants of the same class	Number of convertible securities held	% w.r.t total convertible securities of the same class	
1	BARING INDIA PRIVATE EQUITY FUND III	79360973	9.43		0.00	0.00		9.43
2	SMALLCAP WORLD FUND, INC	54930986	6.53		0.00	0.00		6.53
3	HUDSON EQUITY HOLDINGS LIMITED	44547446	5.30		0.00	0.00		5.30
4			0.00		0.00	0.00		0.00
5			0.00		0.00	0.00		0.00
6			0.00		0.00	0.00		0.00
7			0.00		0.00	0.00		0.00
8			0.00		0.00	0.00		0.00
9			0.00		0.00	0.00		0.00
10			0.00		0.00	0.00		0.00
<b>TOTAL</b>		<b>178839405</b>	<b>21.26</b>	<b>0</b>	<b>0.00</b>	<b>0</b>	<b>0.00</b>	<b>21.26</b>



**(D)(d) Statement showing details of locked-in shares**


Sr. No.	Name of the shareholder	Number of locked-in shares	Locked-in shares as a percentage of total number of shares {i.e., Grand Total (A)+(B)+(C) indicated in Statement at para (D)(a) above}
1			0.00
2			0.00
3			0.00
4			0.00
5			0.00
6			0.00
7			0.00
8			0.00
9			0.00
<b>TOTAL</b>		<b>0</b>	<b>0.00</b>





(II)(a) Statement showing details of Depository Receipts (DRs)

Sr. No.	Type of outstanding DR (ADRs, GDRs, SDRs, etc.)	Number of outstanding DRs	Number of shares underlying outstanding DRs	Shares underlying outstanding DRs as a percentage of total number of shares (i.e., Grand Total (A)+(B)+(C) indicated in Statement at para (I)(a) above)
1				0.00
2				0.00
3				0.00
4				0.00
5				0.00
6				0.00
7				0.00
8				0.00
9				0.00
<b>TOTAL</b>		<b>0</b>	<b>0</b>	<b>0.00</b>



(II)(b) Statement showing Holding of Depository Receipts (DRs), where underlying shares held by "promoter/promoter group" are in excess of 1% of the total number of shares

Sr. No.	Name of the DR Holder	Type of outstanding DR (ADRs, GDRs, SDRs, etc.)	Number of shares underlying outstanding DRs	Shares underlying outstanding DRs as a percentage of total number of shares {i.e., Grand Total (A)+(B)+(C) indicated in Statement at para (I)(a) above}
1				0.00
2				0.00
3				0.00
4				0.00
5				0.00
6				0.00
7				0.00
8				0.00
9				0.00
				0.00
				0.00
<b>TOTAL</b>			<b>0</b>	<b>0.00</b>

