



# MANAPPURAM<sup>®</sup> FINANCE LIMITED



Make Life Easy

Ref: Sec/SE/ 646 /2015-16  
08<sup>th</sup> October, 2015

To

Bombay Stock Exchange Limited  
PJ Towers, Dalal Street  
Fort, 25<sup>th</sup> Floor, Mumbai- 400001

National Stock Exchange of India Ltd  
5<sup>th</sup> Floor, Exchange Plaza  
Bandra East, Mumbai-400051

Dear Sir,

**Sub: Share Holding Pattern for the quarter ended 30<sup>th</sup> September, 2015**  
**Ref: Company Scrip Code: 531213**

We enclose herewith the Share Holding Pattern of the company under clause 35 of the Listing Agreement for the quarter ended 30<sup>th</sup> September, 2015.

We request you to please take the same on your record.

Thanking You.

Yours Faithfully,  
For Manappuram Finance Limited

Ramesh Periasamy  
Company Secretary

CC to : Madras Stock Exchange Limited  
PB No.183, New No.30 (Old:11)  
Second Line Beach, Chennai-600001



India's First Listed and Highest Credit Rated Gold Loan Company

Corporate Office : (CIN:L65910KL1992PLC006623) IV/470A (old) W638A(New), Manappuram House, Valappad, Thrissur, Kerala - 680 567, India  
Tel : 0487 - 3050100, 3050108 Fax : 0487 - 2399298 E mail : mail@manappuram.com Website : www.manappuram.com

**(I)(a) Statement showing Shareholding pattern under clause 35 of Listing Agreement.**

Partly paid-up shares:-		No. of partly paid-up shares	As a % of total no. of paid-up shares	As a % of total no. of shares of the company
Held by promoter/promoter group			C	0
Held by public			C	0
<b>Total - D</b>		<b>0</b>	C	0
<b>Outstanding convertible securities:-</b>				
		<b>No. of outstanding securities</b>	<b>As a % of total no. of outstanding convertible securities</b>	<b>As a % of total no. of shares of the company, assuming full conversion of the convertible securities</b>
Held by promoter/promoter group			C	0
Held by public			C	0
<b>Total - E</b>		<b>0</b>	C	0
<b>Warrants:-</b>				
		<b>No. of warrants</b>	<b>As a % of total no. of warrants</b>	<b>As a % of total no. of shares of the company, assuming full conversion of warrants</b>
Held by promoter/promoter group			C	0
Held by public			C	0
<b>Total - F</b>		<b>0</b>	C	0
<b>Total paid-up capital of the company, assuming full conversion of warrants and convertible securities (Grand Total (A+B+C)+ D+E+F)</b>				
				<b>841207136</b>


For Manappuram Finance Limited

*Ramesh Periasamy*  
Ramesh Periasamy  
Company Secretary



**Statement Showing Shareholding Pattern**


Category of Shareholder	Number of Shareholders	Total number of shares	Table (I)(a)				Shares Pledged of otherwise encumbered	As a percentage of pledged shares to shares held (IX)=(VIII)/(IV)*100
			Number of shares held in dematerialized form	Total shareholding as a percentage of total number of shares				
				As a percentage of (A+B) <sup>1</sup>	As a percentage of (A+B+C)	No. of shares		
(I)	(III)	(IV)	(V)	(VI)	(VII)	(VIII)	(IX)	
<b>(A) Shareholding of Promoter and Promoter Group<sup>2</sup></b>								
<b>1 Indian</b>								
(a) Individuals/ Hindu Undivided Family	2	271779556	271779556	32.31	32.31	3060000	1.13	
(b) Central Government/ State Government(s)				0.00	0.00		0.00	
(c) Bodies Corporate				0.00	0.00		0.00	
(d) Financial Institutions/ Banks				0.00	0.00		0.00	
(e) Any Others(Specify)				0.00	0.00		0.00	
(e-i)				0.00	0.00		0.00	
(e-ii)				0.00	0.00		0.00	
<b>Sub Total(A)(1)</b>	<b>2</b>	<b>271779556</b>	<b>271779556</b>	<b>32.31</b>	<b>32.31</b>	<b>3060000</b>	<b>1.13</b>	
<b>2 Foreign</b>								
a Individuals (Non-Residents Individuals/ Foreign Individuals)				0.00	0.00		0.00	
b Bodies Corporate				0.00	0.00		0.00	
c Institutions				0.00	0.00		0.00	
d Qualified Foreign Investor				0.00	0.00		0.00	
e Any Others(Specify)				0.00	0.00		0.00	
e-i				0.00	0.00		0.00	
e-ii				0.00	0.00		0.00	
<b>Sub Total(A)(2)</b>	<b>0</b>	<b>0</b>	<b>0</b>	<b>0.00</b>	<b>0.00</b>	<b>0</b>	<b>0.00</b>	
<b>Total Shareholding of Promoter and Promoter Group (A)=(A)(1)+(A)(2)</b>	<b>2</b>	<b>271779556</b>	<b>271779556</b>	<b>32.31</b>	<b>32.31</b>	<b>3060000</b>	<b>1.13</b>	

  
 For Manappuram Finance Limited  
 Ramesh Periasamy  
 Company Secretary



(D)(b) Statement showing holding of securities (including shares, warrants, convertible securities) of persons belonging to the category "Promoter and Promoter Group"

Sr. No.	Name of the shareholder	Details of Shares held		Encumbered shares (*)			Details of warrants		Details of convertible securities		Total shares (including underlying shares assuming full conversion of warrants and convertible securities) as a % of diluted share capital
		Number of shares held	As a % of grand total (A)+(B)+(C)	Number of shares	As a percentage of pledged shares to shares held	As a % of grand total (A)+(B)+(C) of sub-clause (I)(a)	Number of warrants held	As a % total number of warrants of the same class	Number of convertible securities held	As a % total number of convertible securities of the same class	
(I)	(II)	(III)	(IV)	(V)	(VI)=(V)/(II)*100	(VII)					
1	NANDAKUMAR V P	223779478	26.60	3060000	1.37	0.36	0	0.00	0	0.00	26.60
2	SUSHAMA NANDAKUMAR	48000078	5.71	0	0.00	0.00	0	0.00	0	0.00	5.71
3			0.00		0.00	0.00		0.00		0.00	0.00
4			0.00		0.00	0.00		0.00		0.00	0.00
5			0.00		0.00	0.00		0.00		0.00	0.00
6			0.00		0.00	0.00		0.00		0.00	0.00
7			0.00		0.00	0.00		0.00		0.00	0.00
8			0.00		0.00	0.00		0.00		0.00	0.00
9			0.00		0.00	0.00		0.00		0.00	0.00
10			0.00		0.00	0.00		0.00		0.00	0.00
11			0.00		0.00	0.00		0.00		0.00	0.00
12			0.00		0.00	0.00		0.00		0.00	0.00
13			0.00		0.00	0.00		0.00		0.00	0.00
14			0.00		0.00	0.00		0.00		0.00	0.00
15			0.00		0.00	0.00		0.00		0.00	0.00
TOTAL		271779556	32.31	3060000	1.13	0.36	0	0.00	0	0.00	32.31



For Manappuram Finance Limited

*Ramesh Periasamy*  
Ramesh Periasamy  
Company Secretary

(\*) The term "encumbrance" has the same meaning as assigned to it in regulation 28(3) of the SAST Regulations, 2011

(1)(c)(i) Statement showing holding of securities (including shares, warrants, convertible securities) of persons belonging to the category "Public" and holding more than 1% of the total number of shares

Sr. No.	Name of the shareholder	Number of shares	Shares as a percentage of total number of shares i.e., Grand Total (A)+(B)+(C) indicated in Statement at para (D)(a) above}	Details of warrants		Details of convertible securities		Total shares (including underlying shares assuming full conversion of warrants and convertible securities) as a % of diluted share capital
				Number of warrants held	As a % total number of warrants of the same class	Number of convertible securities held	% w.r.t total number of convertible securities of the same class	
1	DSP BLACKROCK MICRO CAP FUND	8723343	1.04		0.00	0.00		1.04
2	MERRILL LYNCH CAPITAL MARKETS ESPANA	13911551	1.65		0.00	0.00		1.65
3	BARING INDIA PRIVATE EQUITY FUND III LISTED INVEST	79360973	9.43		0.00	0.00		9.43
4	SMALLCAP WORLD FUND, INC	27930986	3.32		0.00	0.00		3.32
5	BARING INDIA PRIVATE EQUITY FUND II LIMITED	26453439	3.15		0.00	0.00		3.15
6	MOUSSEGANESH LIMITED	10114979	1.20		0.00	0.00		1.20
7	BRIC II MAURITIUS TRADING	12931619	1.54		0.00	0.00		1.54
8	WF ASIAN RECONNAISSANCE FUND LIMITED	22241052	2.64		0.00	0.00		2.64
9	WELLINGTON MANAGEMENT PORTFOLIOS (DUBLIN) PLC - E	9081398	1.08		0.00	0.00		1.08
10	THE WELLINGTON TRUST COMPANY NATIONAL ASSOCIATION	23230659	2.76		0.00	0.00		2.76
11	ASHISH DHAWAN	24514818	2.91		0.00	0.00		2.91
12	HUDSON EQUITY HOLDINGS LIMITED	36547446	4.35		0.00	0.00		4.35
13		0	0.00		0.00	0.00		0.00
	<b>TOTAL</b>	<b>295042263</b>	<b>35.07</b>		<b>0.00</b>	<b>0.00</b>		<b>35.07</b>

For Manappuram Finance Limited

Ramesh Periasamy  
Company Secretary



(1)(c)(ii) Statement showing holding of securities (including shares, warrants, convertible securities) of persons (together with PAC) belonging to the category "Public" and holding more than 5% of the total number of shares of the company

Sr. No.	Name(s) of the shareholder(s) and the Persons Acting in Concert (PAC) with them	Number of shares	Shares as a percentage of total number of shares (i.e., Grand Total (A)+(B)+(C) indicated in Statement at para 4.43)	Details of warrants		Details of convertible securities		Total shares (including underlying shares assuming full conversion of warrants and convertible securities) as a % of diluted share capital
				Number of warrants held	As a % total number of warrants of the same class	Number of convertible securities held	% w.r.t total convertible securities of the same class	
1	BARING INDIA PRIVATE EQUITY FUND III LISTED INVEST	79360973	9.43		0.00		0.00	9.43
2		0	0.00		0.00		0.00	0.00
3		0	0.00		0.00		0.00	0.00
4			0.00		0.00		0.00	0.00
5			0.00		0.00		0.00	0.00
6			0.00		0.00		0.00	0.00
7			0.00		0.00		0.00	0.00
8			0.00		0.00		0.00	0.00
9			0.00		0.00		0.00	0.00
10			0.00		0.00		0.00	0.00
<b>TOTAL</b>		<b>79360973</b>	<b>9.43</b>	<b>0</b>	<b>0.00</b>	<b>0</b>	<b>0.00</b>	<b>9.43</b>

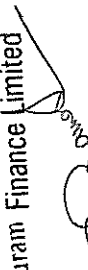
For Manappuram Finance Limited

Ramesh Periasamy  
Company Secretary



(D)(d) Statement showing details of locked-in shares

Sr. No.	Name of the shareholder	Number of locked-in shares	Locked-in shares as a percentage of total number of shares {i.e., Grand Total (A)+(B)+(C) indicated in Statement at para (D)(a) above}
1			0.00
2			0.00
3			0.00
4			0.00
5			0.00
6			0.00
7			0.00
8			0.00
9			0.00
<b>TOTAL</b>		<b>0</b>	<b>0.00</b>

For Manappuram Finance Limited  
  
 Ramesh Periasamy  
 Company Secretary





(II)(a) Statement showing details of Depository Receipts (DRs)

Sl. No.	Type of outstanding DR (ADRs, GDRs, SDRs, etc.)	Number of outstanding DRs	Number of shares underlying outstanding DRs	Shares underlying outstanding DRs as a percentage of total number of shares (i.e., Grand Total (A)+(B)+(C) indicated in Statement at para (I)(a) above}
1				0.00
2				0.00
3				0.00
4				0.00
5				0.00
6				0.00
7				0.00
8				0.00
9				0.00
<b>TOTAL</b>		0	0	0.00

For Manappuram Finance Limited  
*[Signature]*  
 Ramesh Periasamy  
 Company Secretary



**(11)(b) Statement showing Holding of Depository Receipts (DRs), where underlying shares held by "promoter/promoter group" are in excess of 1% of the total number of shares**

Sl. No.	Name of the DR Holder	Type of outstanding DR (ADRs, GDRs, SDRs, etc.)	Number of shares underlying outstanding DRs	Shares underlying outstanding DRs as a percentage of total number of shares {i.e., Grand Total (A)+(B)+(C) indicated in Statement at para (1)(a) above}
1				0.000
2				0.000
3				0.000
4				0.000
5				0.000
6				0.000
7				0.000
8				0.000
9				0.000
				0.000
				0.000
<b>TOTAL</b>			<b>0</b>	<b>0.000</b>

For Manappuram Finance Limited

*Ramesh Periasamy*  
Company Secretary

